


# Independence Day



## Flag (Ff)

Independence Day is celebrated on July 4<sup>th</sup>. Color the picture above red, white, and blue. This is a flag.

# Phonics and Vocabulary Skills

*Listen as your teacher reviews the letters, sight words, pattern words, and words to know below.*

## Focus Letter Ff

F (Fred)      f (flag)

## Sight Word

for

## Pattern Words in Assessment Guide

"ag"    bag    sag    tag    flag

"est"    best    rest    nest    vest

## Words to Know

independence, declared

## Reading Foundational:

ELAGSEKRF1d: Recognize and name all upper and lower case letters in the alphabet.

ELAGSEKRF3a: Demonstrate basic knowledge of one-to-one letter correspondence.

1. Point to and say these letters and words.

F (Fred)      f (flag)

2. Circle the letters in each row that are the same as the first letter in the box.

F | F F f F F f F f F F

f | f f F f f F F f F F

3. Say and trace each letter below.

F F F F F F F F F

f f f f f f f f f


## Reading Foundational:

ELAGSEKRF3a: Demonstrate basic knowledge of one-to-one letter correspondence.

ELAGSEKRF2d: Isolate and produce the initial, medial, and final sounds of three phoneme words.

ELAGSEKL1b: Use frequently occurring nouns and verbs. (The objects below are nouns.)

A. Color each picture that starts with "f".



B. Say and trace the words in each row.

fig | fig fig fig fig

fan | fan fan fan

This is a fan.



## Reading Foundational:

ELAGSEKRF3a: Demonstrate basic knowledge of one-to-one letter correspondence.

ELAGSEKRF2d: Isolate and produce the initial, medial, and final sounds of three phoneme words.

ELAGSEKL1b: Use frequently occurring nouns and verbs. (The objects below are nouns.)

A. Match each word to the correct picture.

fan

fan




fig

fig



B. Color each picture that starts with "f".



## High Frequency Words:

ELAGSEKRF4: Read common high-frequency words by sight.

ELAGSEKRF1b: Recognize that spoken words are represented in written language by specific letters.

A. Say and trace each word "for" below.

for for for for

B. Circle all of the "for" words below.

for for from from  
for from for from

C. Color each box with the word "for".

for	from	for	for
for	for	from	for

**SSKH1c Independence Day****SSKG1**ELAGSEKRI1 ELAGSEKRI2 ELAGSEKRI3 ELAGSEKRI4  
ELAGSEKRI10 ELAGSEKSL1 ELAGSEKSL2 ELAGSEKSL3

*Listen as your teacher reads the passage below.*


**Independence Day** is celebrated every year on the 4<sup>th</sup> of July. It is the birthday of the United States of America. On this day our country's founders **declared** independence from Great Britain. They sent a letter called the *Declaration of Independence*. The American colonies wanted to become a new nation. They would now be called the United States of America.

Each year on July 4<sup>th</sup>, Americans have parties. They celebrate America's birthday. Many people gather with friends for barbecues, fireworks, and parades. People wave American flags to show pride.

**Teacher Led Discussion Questions:**

1. When is Independence Day?
2. Why do people celebrate Independence Day?
3. What does the word "**independence**" mean?
4. What does the word "**declared**" mean?

# Independence Day




Sometimes we celebrate special things with balloons.  
On July 4<sup>th</sup> we celebrate America's birthday.  
Color the picture of the balloons above.  
Think about something else you celebrate.



**Beginning Writing:** On July 4<sup>th</sup> we celebrate America's birthday. Write a story about a celebration or a party. What are you celebrating? You can even write about an imaginary party you would like to have.

Color some of the things you might need to have a party or celebration.



This is what I am celebrating \_\_\_\_\_

\_\_\_\_\_

\_\_\_\_\_

\_\_\_\_\_

\_\_\_\_\_

## Fluency Practice:

ELAGSEKRF4: Read common high frequency words by sight.

ELAGSEKRF1a: Follow words from left to right.

b. Recognize that spoken words in language are represented in written language by specific sequence of letters. c. Understand that words are separated by spaces in print.

Track and read words from left to right.

He has a fan.

We have a flag.

Draw a picture of someone with a flag.

